


# L-806 & L-807 Wind Cone Light Kits

## Applications

The L-806 and L-807 Wind Cone Light Kits illuminate the surface of the wind cone sock. Internal lighting gives superior nighttime visibility over conventional external lighting.

## Features


- Available for Size 1 (18") and Size 2 (36") baskets.
- Available in 120 VAC, 12 VDC, or 6.6 amp.
- Designed to fit all major manufacturer's wind cones.
- Simple installation: the light assembly attaches to the basket with 2 clamps, and the electrical feed assembly attaches to the top of the pole.
- The LED models feature:
  - 50,000 to 100,000 hour lamp life, virtually maintenance-free.
  - Independent lamp circuits, for improved reliability.
  - 6 to 60 VA power consumption, only 5-20% of a typical non-LED external light.
  - Long-life LED obstruction light.
- The internally-lighted halogen models have two 100 watt lamps on Size 1, four 100 watt lamps on Size 2, 2,000 hour typical lamp life.
- Includes a single L-810 obstruction light.
- Also available in externally-lighted models.
- Manufactured in the USA.



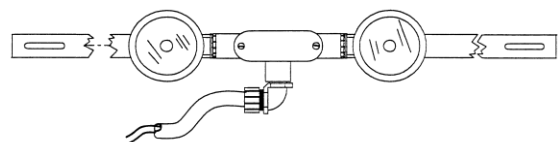
*Pilot's View*



*Internal LED Light*



*Internal Halogen Light*



*18" Halogen Light*



### Ordering Codes

Part Number	Description	Lamp Type	Power Source	Total VA
8700-0090	36 inch, Internal, Single L-810	LED	6.6 amp	95 VA
8700-0091*	18 inch, External, Single L-810	LED	120 VAC	15 VA
8700-0092*	18 inch, External, Single L-810	LED	12 VDC	6 VA
8700-0093*	18 inch, External, Single L-810	LED	6.6 amp	58 VA
8700-0094*	36 inch External, Single L-810	LED	120 VAC	22 VA
8700-0095*	36 inch External, Single L-810	LED	12 VDC	10 VA
8700-0096*	36 inch External, Single L-810	LED	6.6 amp	58 VA
8700-0098	18 inch, Internal, Single L-810	LED	6.6 amp	72 VA
8700-0099	18 inch, Internal, Single L-810	LED	120 VAC	32 VA
8700-0100	36 inch, Internal, Single L-810	LED	120 VAC	60 VA
8700-0000-1	36 inch, Internal, Single L-810	Halogen	120 VAC	516 VA
8700-0015	18 inch, Internal, Single L-810	Halogen	120 VAC	316 VA
8700-0101	18 inch, Internal, Single L-810	LED	12 VDC	6 VA
8700-0102	36 inch, Internal, Single L-810	LED	12 VDC	10 VA
8700-0105	18 inch, Internal, Single L-810	LED	230 VAC	40 VA
8700-0106	36 inch, Internal, Single L-810	LED	230 VAC	76 VA

\* Note: External Kits only fit WCH Series wind cones.